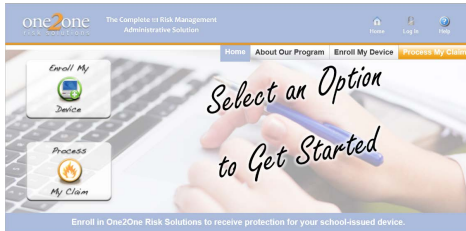


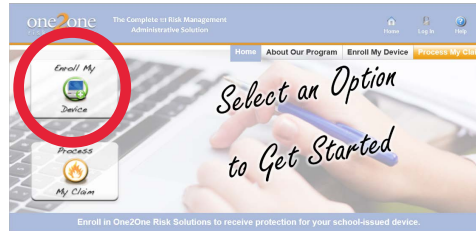


# How to Enroll your Device

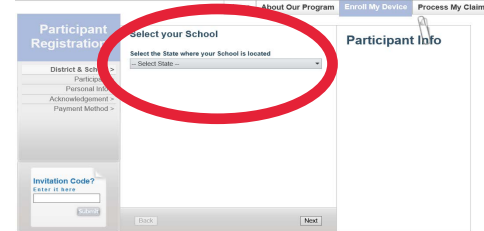
Go to  
<https://www.one2onerisk.com/>



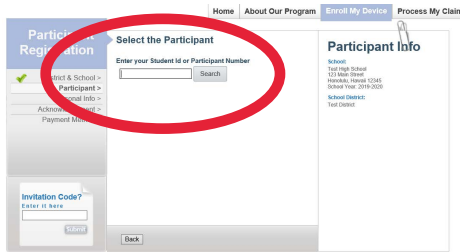
On the Homepage Select  
the "Enroll My Device" Icon



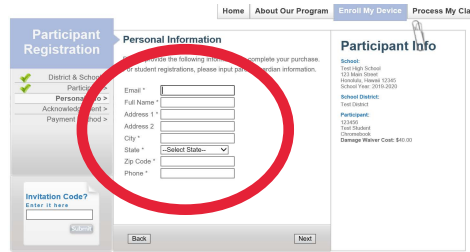
Use the dropdown options  
to select your state/district/  
school.



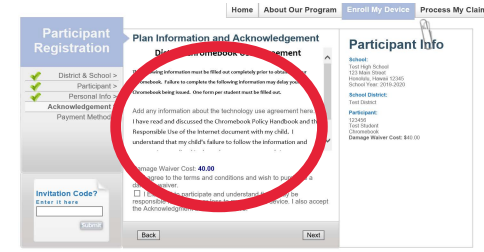
Input your Student ID



Complete the Parent/Guardian  
Information Page.

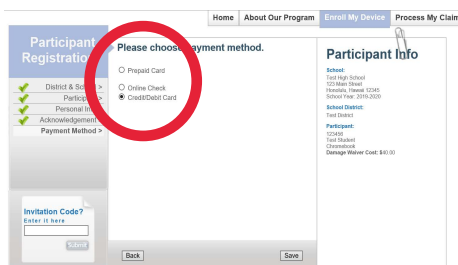


Agree to Terms & Conditions.

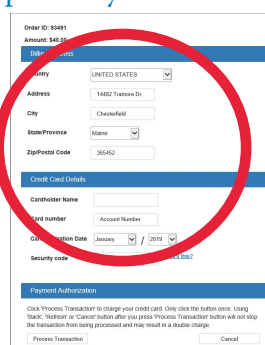


Please ensure that all information is correct.

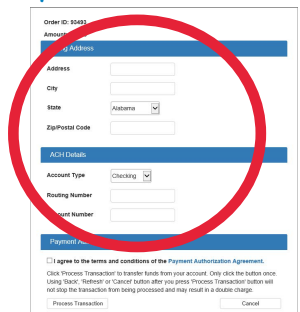
Select Payment Method.



Credit/Debit Card Option:  
Complete Payment Information



Online Check Option: Complete  
Payment Information



For Prepaid Cards: select "Prepaid Card" option  
then enter 12 digit code on back of card.

Note: A firewall, such as a firewall from a workplace computer or network, may prevent pages from showing properly. If so, please use an alternative device.

For assistance, please contact the One2One Team:

The One2One Helpdesk

1-855-ONE2ONE- (1-855-663-2663)

GGB.One2One@ajg.com